

Delivery Process & Specifications For Asset Ingestion with Allied Vaughn



Allied Vaughn's Media Ingestion Team strives to ingest our content partner's assets in a secure, user friendly and efficient manner. *In order to accomplish this we require 3 things:*

Art + Content + Metadata = Finished Good



DVD Artwork

Our artwork templates are available at the link at the bottom of each page of this document. Please use the guide templates to create artwork to meet our specifications.



DVD Wrap Spec Overview	DVD Disc Spec Overview
300 dpi TIFF, flattened	300 dpi jpg, high to max quality
CMYK Colorspace	RGB Colorspace
3300px by 2250px (11" by 7.5") this includes 1/8" bleed all around	1417px by 1417px (4.723" by 4.723")
<ul style="list-style-type: none"> • Top right corner of the back of the wrap should be left open for barcode placement. • Please shut off templates visual before saving final artwork. • Keep all text and logos inside the green dashed line 	<ul style="list-style-type: none"> • Art should be supplied as a simple square image. • Shut of template visibility before saving.

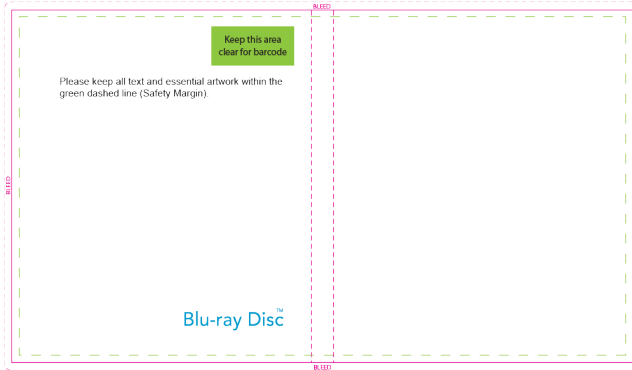
The standard DVD video logo cannot be used, as it is only licensed for use with replicated discs. The correct logo is provided with the template package.





Blu-ray Artwork

Our artwork templates are available at the link at the bottom of each page of this document. Please use the guide templates to create artwork to meet our specifications.



Blu-ray Wrap Spec Overview	Blu-ray Disc Spec Overview
300dpi TIFF flattened	300dpi jpg high to max quality
CMYK Colorspace	RGB Colorspace
3264px by 1843px (10.88" by 6.143") this includes 1/8" bleed all around	1417px by 1417px (4.723" by 4.723")
<ul style="list-style-type: none"> • Top right corner of the back of the wrap should be left open for barcode placement. • Please shut off templates visual before saving final artwork. • Keep all text and logos inside the green dashed line 	<ul style="list-style-type: none"> • Art should be supplied as a simple square image with the background fully pulled to the edge of the image. • Shut of template visibility before saving.

The standard Blu-ray video logo **CANNOT** be used, as it is only licensed for use with Replicated discs. The correct logo is provided with the template package.



Thumbnail Spec Overview

- 72 dpi .jpg high to max quality
- sRGB Colorspace
- DVD = 1044x1500px
- Blu-ray = 1020x1229px



3

Content (authored)

a. DVD Specifications

.iso image file	Also called a "premastered Image". Non Copy Protected.	This is our preferred format.
-----------------	-----------------------------------------------------------	-------------------------------

If you have another source type (Finished good, TS File, etc. please contact your on-boarding manager).

b. Blu-ray Specifications

.iso image file	Non-Copy Protected Blu-ray .iso image file. Also called a "premastered Image". Max file size 24 GB	This is our preferred format.
Blu-ray Video Disc	Non-Copy Protected Blu-ray Video Disc. Allied can convert to an.iso file. An authored .iso file burned directly to a Blu-ray Video Disc.	

4

Content (un-authored)

Encoding - Accepted Source Formats:

DIGITAL FILES

- ProRes422, ProRes422(HQ)
- DNxHD
- Uncompressed 10-bit (AJA, Blackmagic)
- Uncompressed 8-bit (AJA)
- XDCAMHD

***Standards conversion available at additional cost (PAL to NTSC)**

***5.1 audio file placement and multi-language encoding available**

MENU ART

- Layered Photoshop file:
Aspect: 1920x1080 square pixels
- Menu art should match the aspect ratio of your content (16:9)

CHAPTER POINTS

- Default chapter points will be inserted at 10-minute intervals, unless otherwise Specified with time code selections.

REGION CODE

- DVDs or Blu-ray discs will be mastered as "all regions" (region free, region 0) unless otherwise requested.

FIRST PLAY – CUSTOM BRANDED VIDEO

- We add an industry standard FBI card (insert attached) to the first play, prior to menu or feature.
- If you have additional intro clips, studio promo video – please submit as above accepted source formats.

If your titles have not been released on DVD or Blu-Ray previously, you can submit the following assets for authoring. Titles that need authoring preparation are subject to an additional charge.

Please ask for pricing and build sheet that will need to be filled out.

SUBTITLES / SDH / CLOSED CAPTIONING

- Subtitle and closed caption placement available for DVD (file formats: .scc, etc)
- Subtitle placement available for Blu Ray (file formats: .dost or image based.xml)

AUTHORING WORKFLOW PROCESS

- Define template treatment
- Asset delivery - Content, menu art, subtitle files, closed caption files
- Encode
- Author
- QC
- Send authoring emulation disc for approval
- Authoring approval
- Output master

5

Metadata

Our metadata template is used to deliver your titles and their information to a wide range of retailers. As many of these retailers have very specific uploading requirements to their stores, it's important you follow the format and field information in the template. Please do not alter the sheet in anyway except to add your titles information in the rows below the colored fields. All required fields are required, pink areas are for VOD, and are only necessary to fill out if you have a digital contract with us and want the title to go out for digital distribution.

6

Delivery

Physical Drives, Discs, etc. to:

Attention:

For FTP or Aspera file transfer please see your onboarding manger to arrange access.

Deployment Manager Allied Vaughn
901 Bilter Road
Aurora, IL 60502

7

Workflow Timeline

- Metadata and Cover Thumbnails are provided to pre-sell.
- Complete Assets supplied to AV spec. (content, art & metadata).
- Assets are passed to digital service for ingestion.
- Finished good check discs are manufactured.
- Allied Vaughn does playability QC of product.
- Check copies are sent to customer for final approval.
- Titles are announced to AV retailers.
- Once approved, titles are activated to manufacture prior to street date.
- Titles begin shipping on street date.
- Total time from delivery to street date is 6 to 8 weeks depending on the services needed.